

Clinical Placements Northwest-North Region
 Negotiated Master Plan for 2024-2025

Healthcare Setting: **Swedish OR**

Clinical Area	Nursing Program	Type of Students	No. of Students	Days	Start Shift	End Shift	Prec. Hours	'24 Aug	'24 Sep	'24 Oct	'24 Nov	'24 Dec	'25 Jan	'25 Feb	'25 Mar	'25 Apr	'25 May	'25 June	'25 Jul	'25 Aug
OR	Shoreline	ADN Q6	1 obs	W/Th	0700	1500				(2-17) (23)	7)(13)	5)	(15-30)	(5-20)(26	13)	(9-24)(30	15)(21	5)		
	SPU	BSN Q4	2	F	0700	1900				(11)		5)	(17)		7)					
	Seattle Central-C	ADN Q6	1 obs	T/W	0700	1900										(8	7)(13	11)		
≤ 24 observation days/quarter. ≤ 3 days/week. No placement on Friday/Saturday/Sunday																				

SWEDISH OR

Healthcare Setting: **Swedish OR**

Revisions:















Date: Revision Notes:

Date:	Revision Notes:

SWEDISH OR

Clinical Placements Northwest-North Region
 Negotiated Master Plan for 2024-2025

Healthcare Setting: **Swedish OR**

Practicum Hours	Program Name	Abbrev.	Color	RGB Value
120 (ADN) 160 (RNR)	Bellevue College	BC		0, 112, 192
132	Everett Community College	EVCC		104, 255, 255
150	Lake Washington Tech	LWTC		74, 172, 173
120	Northwest University	NWU		255, 255, 0
220	Pacific Lutheran University	PLU		255, 216, 21
130	Renton Technical College	RTC		255, 153, 0
N/A	Seattle Central – North	Seattle Central -N		199, 161, 221
N/A	Seattle Central College	Seattle Central		153, 204, 255
N/A	Seattle Central – South	Seattle Central -S		255, 151, 151
150	Seattle Pacific University	SPU		166, 166, 166
156	Seattle University	SU		155, 0, 0
N/A	Shoreline Community College	Shoreline		153, 204, 0
120	University of Portland	UP		121,108,168
156	University of Washington	UW		204, 51, 153

SWEDISH OR